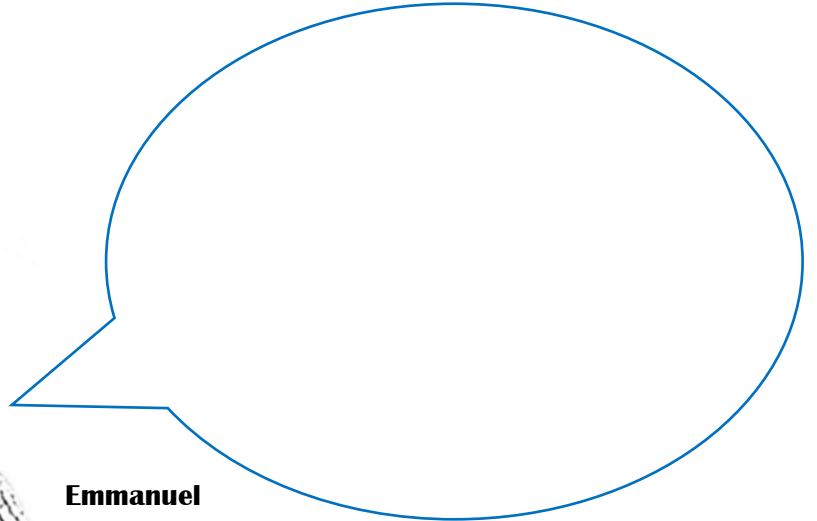


## Worksheets for Journaling Activity


In the caption bubble for each of the people in the *Pareil pas Pareil* video, write a few words that you think best describe this person. You may want to include a quote from them, or draw a symbol that reflects who they are. What are the reasons for your choices? Was there anything said by the individual in the video that struck you or touched you? Be prepared to share this with your small group or class.



**Emmanuel**




**Marie-Josée**



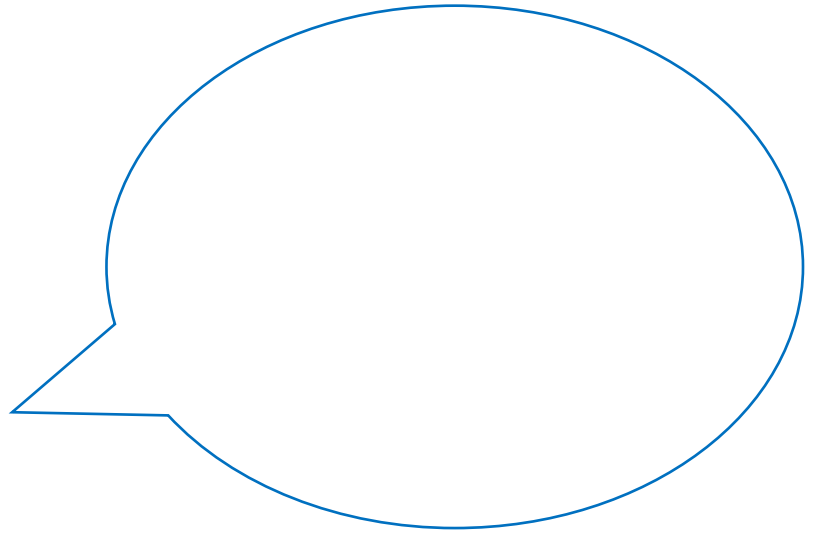
These journaling worksheets are intended to be used with the *Pareil pas pareil* video. It can be accessed at [www.larche.ca/education/en](http://www.larche.ca/education/en).



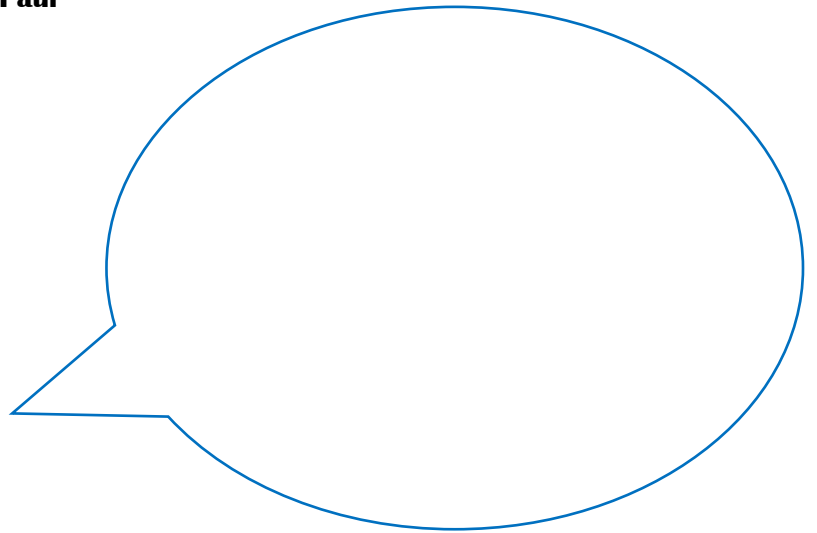
**David**



**Paul**





**Marie Pierre**



These journaling worksheets are intended to be used with the *Pareil pas pareil* video. It can be accessed at [www.larche.ca/education/en](http://www.larche.ca/education/en).



**Gisèle**



**Vincent**

